
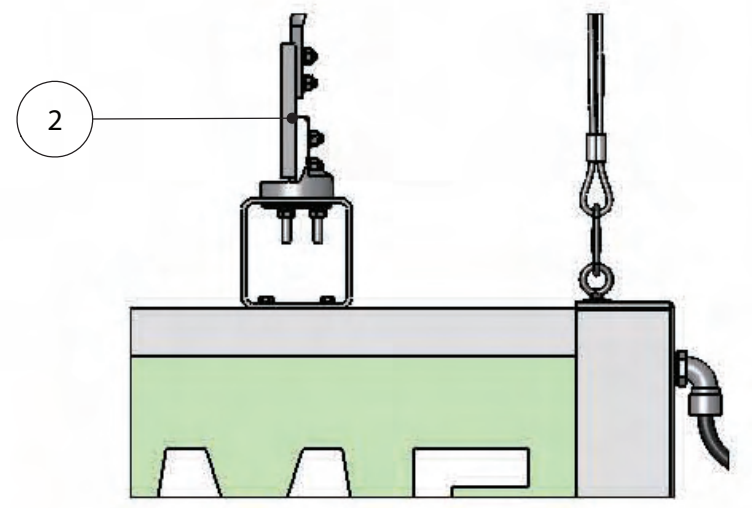
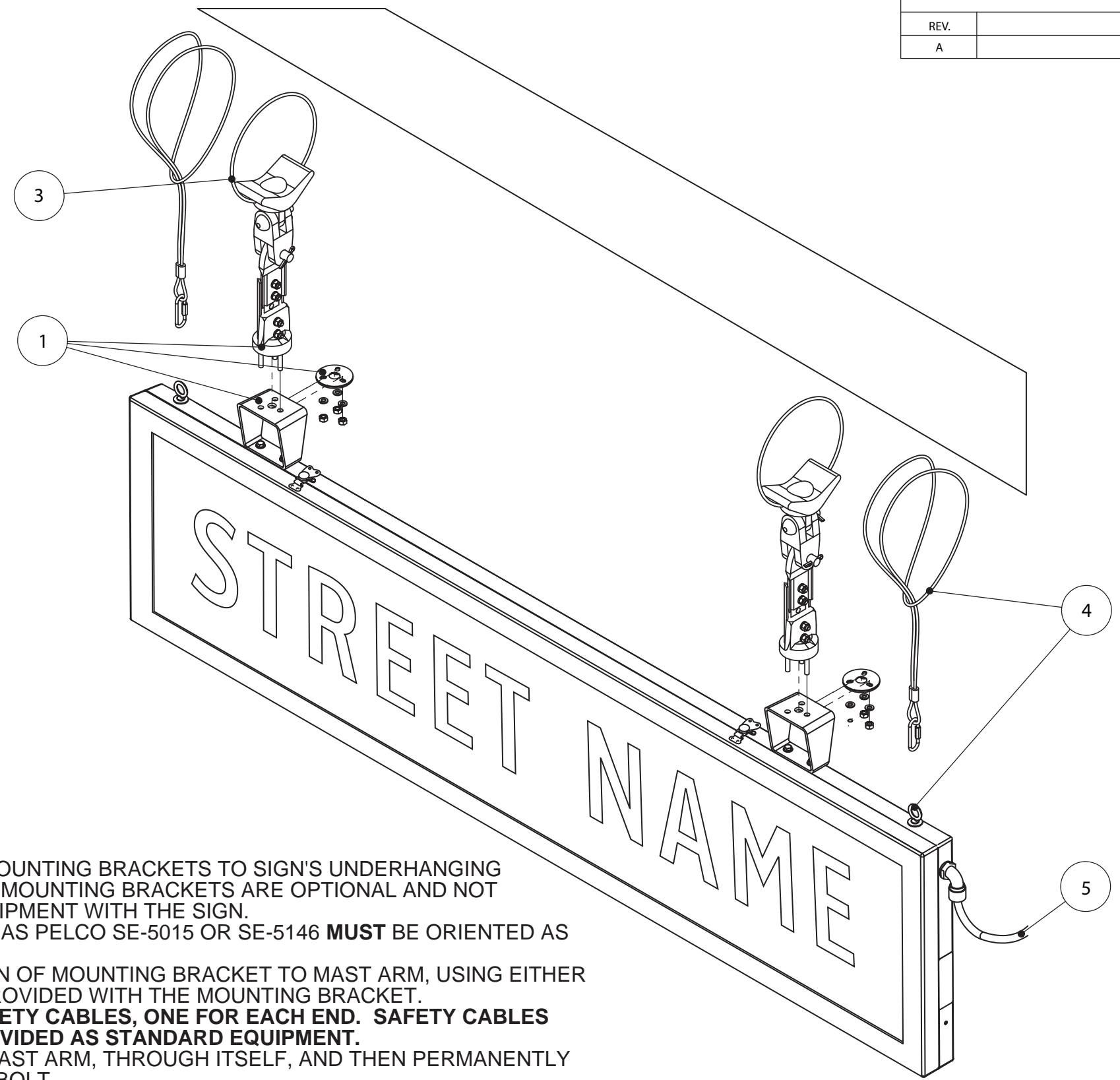


REVISIONS			
REV.	DESCRIPTION	DATE	APPROVED
A	REVISED RELEASE	03-16-2011	ASB



INSTALLATION:

- CONNECT APPROVED SIGN MOUNTING BRACKETS TO SIGN'S UNDERHANGING BRACKETS. FASTENERS AND MOUNTING BRACKETS ARE OPTIONAL AND NOT SUPPLIED AS STANDARD EQUIPMENT WITH THE SIGN.
- APPROVED BRACKETS, SUCH AS PELCO SE-5015 OR SE-5146 **MUST** BE ORIENTED AS SHOWN.
- RIGIDLY ATTACH TOP SECTION OF MOUNTING BRACKET TO MAST ARM, USING EITHER THE BANDING OR CABLING PROVIDED WITH THE MOUNTING BRACKET.
- TEMPLE RECOMMENDS 2 SAFETY CABLES, ONE FOR EACH END. SAFETY CABLES ARE OPTIONAL AND NOT PROVIDED AS STANDARD EQUIPMENT.** LOOP SAFETY CABLE OVER MAST ARM, THROUGH ITSELF, AND THEN PERMANENTLY ATTACH IT TO PROVIDED EYEBOLT.
- CONNECT ELECTRICAL TERMINATIONS USING LOCALLY-APPROVED METHODS:
 BLACK: LINE VOLTAGE, 120-240VAC, 50/60Hz
 WHITE: NEUTRAL
 GREEN: GROUND

NOTES: LOCAL AUTHORITIES ARE RESPONSIBLE FOR THE TRAFFIC SYSTEM DESIGN, TAKING INTO ACCOUNT LOCAL ENVIRONMENTAL AND WIND LOADING CONDITIONS. TYPICAL MOUNTING CONFIGURATION INVOLVING PELCO SE-5015 OR SE-5146 SIGN MOUNTING BRACKETS SHOWN ABOVE (OTHERS POSSIBLE). ELECTRICAL CONNECTIONS NOT SHOWN FOR CLARITY.

UNLESS OTHERWISE SPECIFIED
DO NOT SCALE DRAWING

INTERPRET DIMENSIONS AND TOLERANCES PER ASME Y14.100-2000
TOLERANCES APPLY AS SHOWN BELOW

DECIMALS	SURF FINISH	ANGLES
.X ±.1		± °
.XX ±.01		
.XXX ±.005		
.XXXX ±.0005		

INCHES

THIRD ANGLE PROJECTION

PDM MAINTAINED DATA
CHANGES SHALL BE INCORPORATED ELECTRONICALLY BY THE DESIGN AUTHORITY

PROPRIETARY
COPYRIGHT © 2011 BY Temple, Inc., Decatur, Alabama
ALL RIGHTS RESERVED. NO PART OF THIS DOCUMENT MAY BE REPRODUCED STORED IN A RETRIEVAL SYSTEM, OR TRANSMITTED IN ANY FORM, WITHOUT THE WRITTEN PERMISSION OF TEMPLE, INCORPORATED.

DESIGNED BY Temple, Inc.	DATE 16-Mar-2011
DRAWN BY A. Baker	DATE 16-Mar-2011
APPROVED	DATE

 TEMPLE EDGE-LIT Internally-Illuminated LED Signs	TITLE: Temple Edge-Lit Internally-Illuminated LED Sign UNDERHANG MOUNT INSTALLATION FLIP™ Front Access Sign	
	P.O. Box 2066 Decatur, AL 35602 Tel: 1.800.633.3221 / Fax: 1.256.353.4578	
SIZE B	DRAWING NO 51697	REVISION A
SCALE 1:8.5	CAD REFERENCE	SHEET 1 OF 1